


133088 (TC1200EN)

Hot Cupboard, with 1 shelf and 2 sliding doors, (4 feet), 1200mm

Main Features

- Sturdiness, stability and reliability of table accurately tested.
- Ideal for central positioning in the kitchen.
- Digital display thermostat to control the internal temperature.
- Model specific to keep dishes warm.
- Handles in stainless steel for better hygiene and reliability.

Construction

- 100 mm upstand with 10 mm radiused corner and 13 mm deep, designed to be used against a wall.
- Heavy duty construction entirely in AISI 304 stainless steel to offer maximum durability.
- Inner welded frame in stainless steel to guarantee superior strength and stability.
- Intermediate shelf in stainless steel with riveted corners and trasversal reinforcement in stainless steel.
- Base panel has 40mm high profile, is 8/10 in thickness with upturned edges and bar reinforcement. It is welded to legs for further structure reinforcement
- Base panel in AISI 304 stainless steel, 10/10 in thickness reinforced by 15/10 support bars in AISI 304.
- 304 AISI stainless steel feet, 150 mm high and 54 mm in diameter, adjustable by -35/+25 mm.

Optional Accessories

PNC Code	Description
Feet, wheels and ramps	
855299	Wheel kit for cupboards, 4 wheels (2 with brakes), D=100 mm
Shelves	
132965	Overshelf, neutral, one tier, 1200 mm
132989	Overshelf, with led light and ceramic light, one tier, 1200mm



Recommended Detergents

PNC Code	Description
OS2881	S01 STAINLESS STEEL SURFACE POLISHER; 6 BOTTLES X 750ML C/T
OS2883	S03 ALCOHOL BASE DETERGENT; 6 BOTTLES X 750ML; ADR&IMDG&IATA Limited Quantity
OS2884	S04 Glasses & Hard Surfaces Cleaner, 6 x 750ml bottles
OS3257	S05 - MULTIPURPOSE DEGREASER; 6PCS X 750ML; ADR&IMDG Limited Quantity

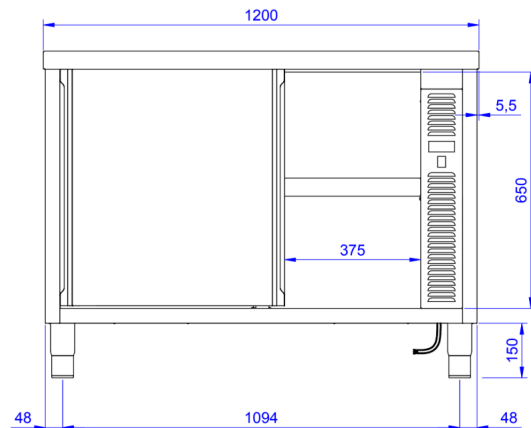


Technical specifications

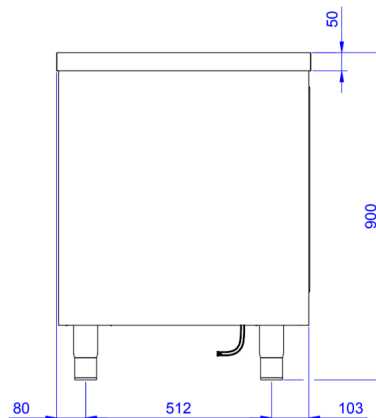
Key Information:

External dimensions, Width:	1200 mm
External dimensions, Depth:	700 mm
External dimensions, Height:	900 mm
Upstand Dimensions, Height:	0 mm
Upstand Dimensions, Radius:	
Worktop thickness:	50 mm
Net weight:	55 kg


Front



Side



Top



EI = Electrical inlet (power)

DO = Overflow drain pipe



Find out more:
ISO Certificates
[Electrolux Professional Recognitions](#)

The company reserves the right to make modifications to the products without prior notice. All information correct at time of printing.

2026/07/03

3/3